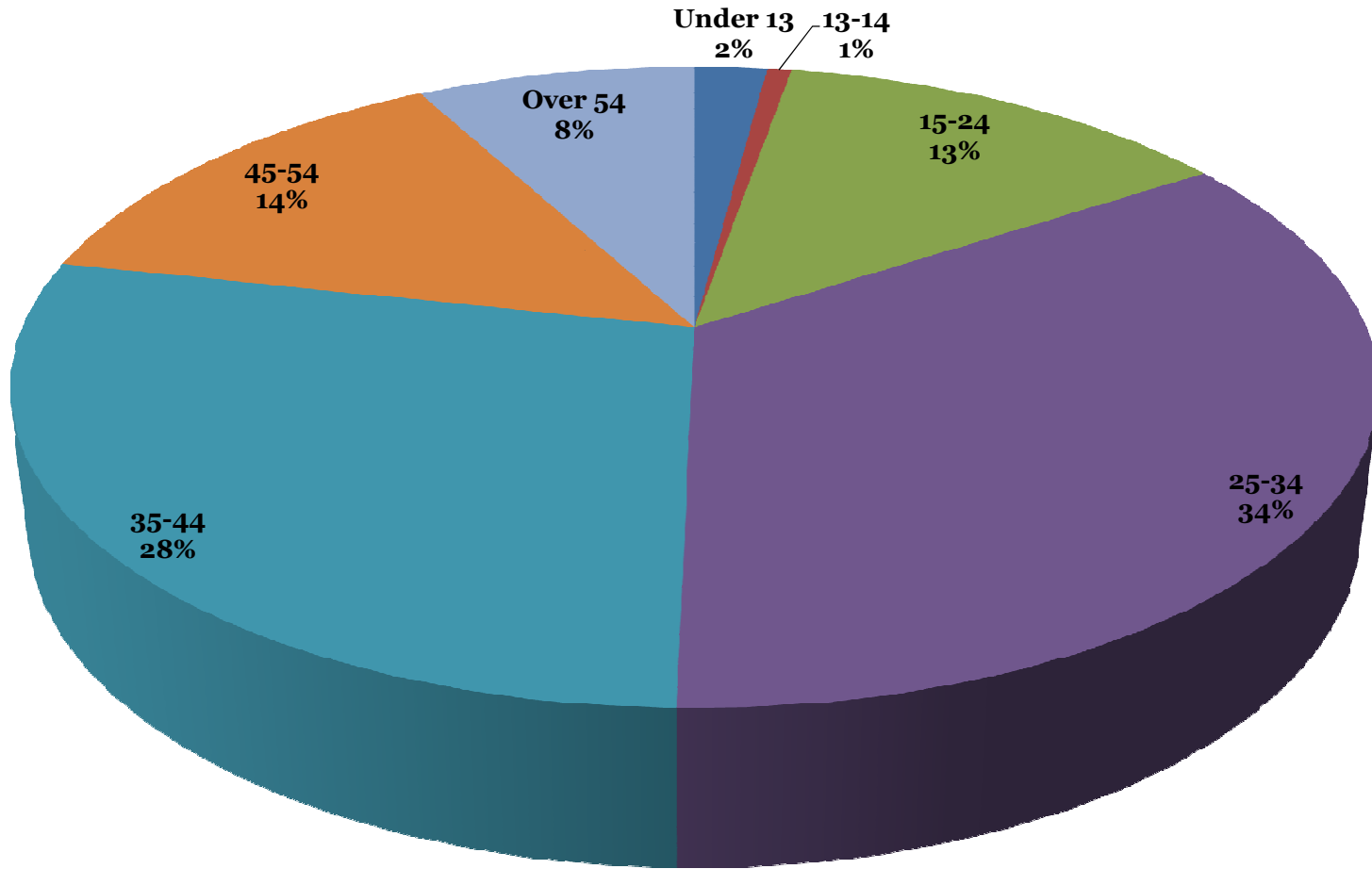
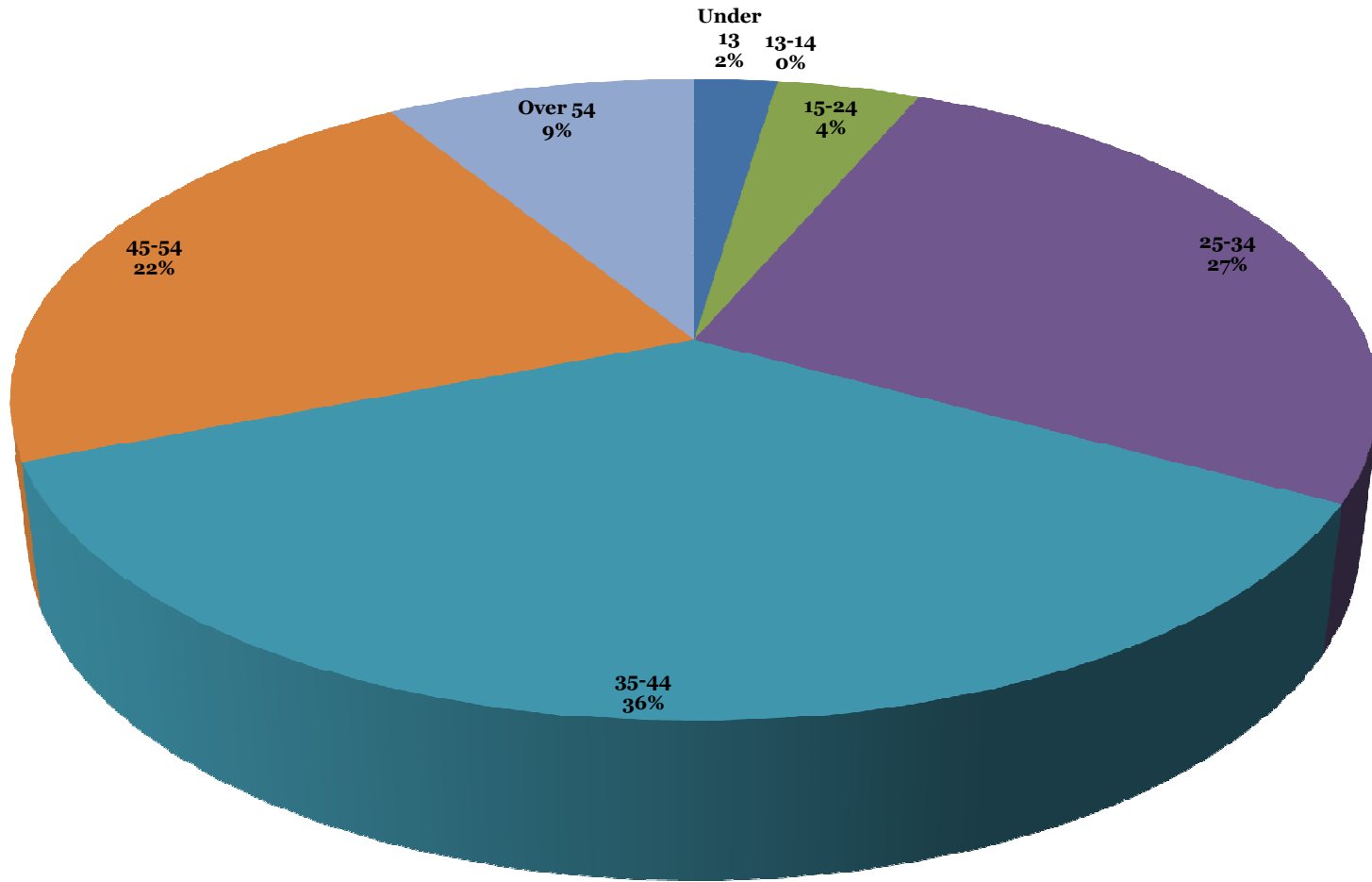


<b>2009 HIV/AIDS Surveillance Report - Virgin Islands</b>	<b>CUMULATIVE HIV</b>		<b>CUMULATIVE AIDS</b>		<b>CUMULATIVE HIV &amp; AIDS</b>	
<b>Age</b>	<b>#</b>	<b>%</b>	<b>#</b>	<b>%</b>	<b>#</b>	<b>%</b>
<i>Under 13</i>	6	2.05%	15	2.35%	21	2.26%
<i>13-14</i>	2	0.68%	0	0.00%	2	0.21%
<i>15-24</i>	38	13.01%	26	4.07%	64	6.87%
<i>25-34</i>	101	34.59%	170	26.60%	271	29.11%
<i>35-44</i>	82	28.08%	230	35.99%	312	33.51%
<i>45-54</i>	40	13.70%	142	22.22%	182	19.55%
<i>Over 54</i>	23	7.88%	56	8.76%	79	8.49%
<b>Total</b>	292	100%	639	100%	931	100%
<b>Total HIV &amp; AIDS</b>		<b>931</b>				

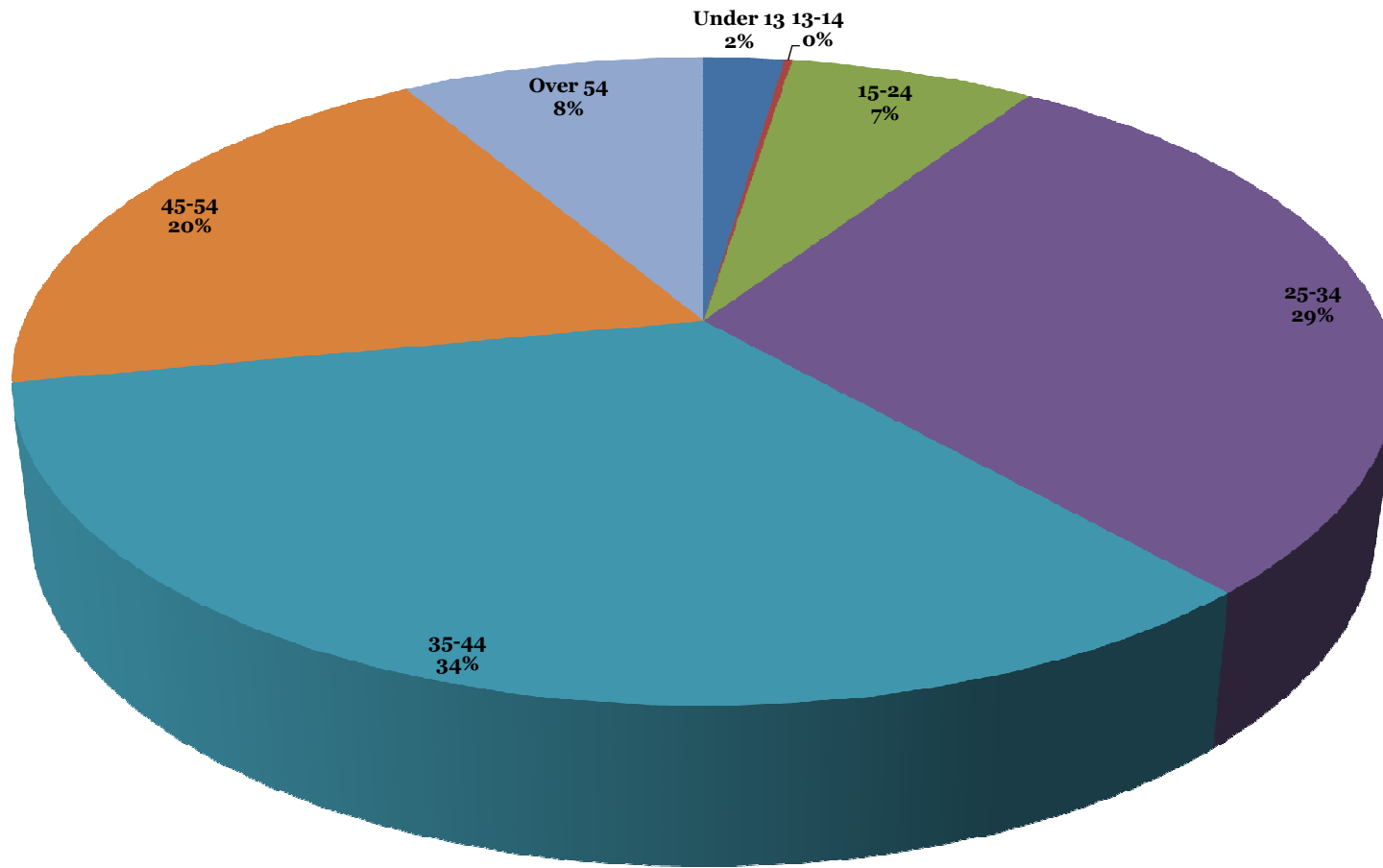
# 2009 USVI Cumulative HIV - Age



# 2009 USVI Cumulative AIDS - Age

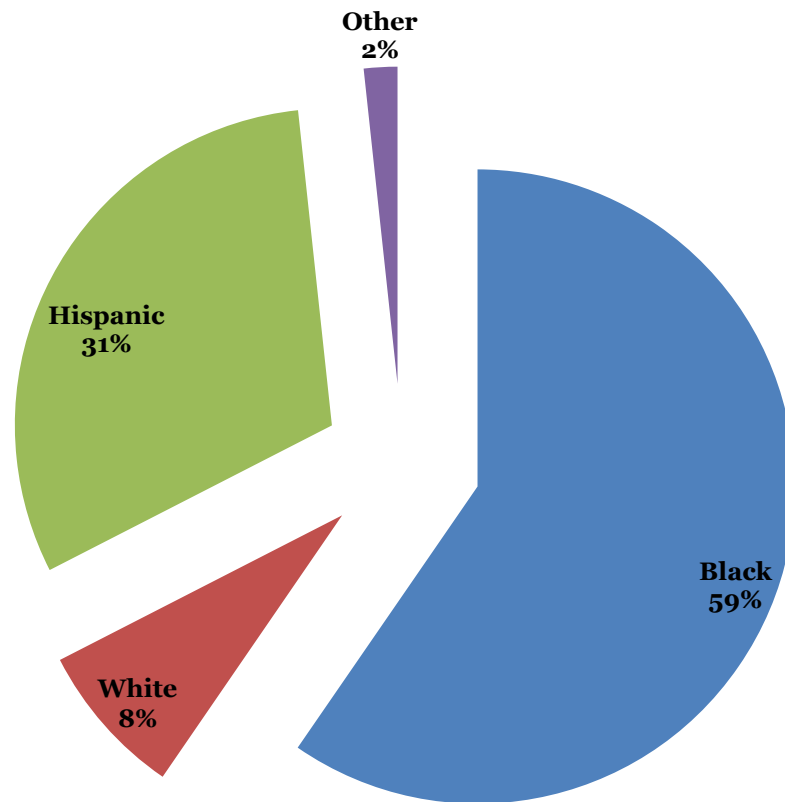


## 2009 USVI Cumulative HIV & AIDS - Age

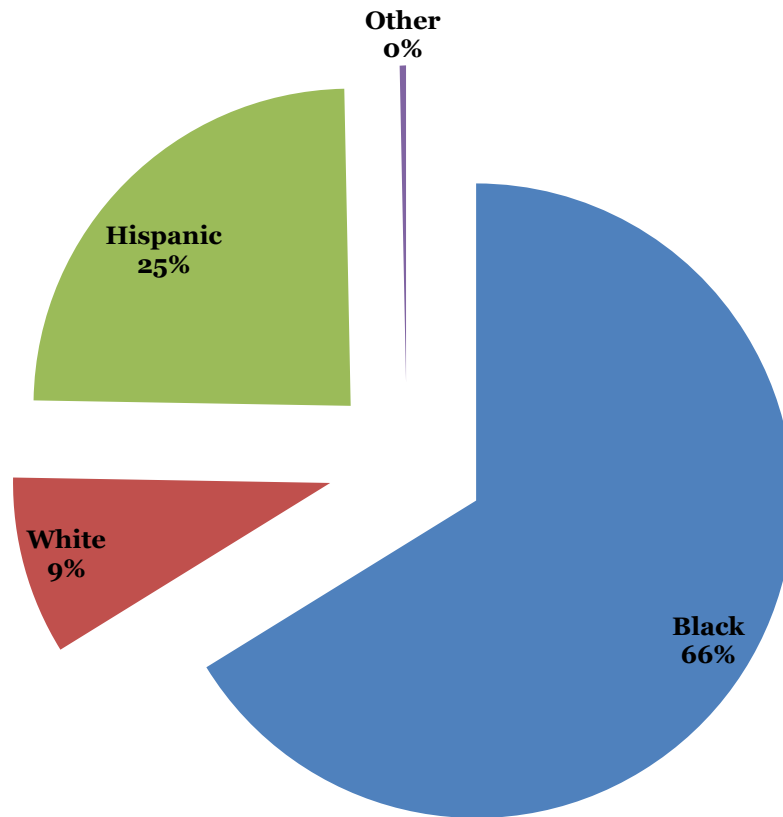


<b>2009 HIV/AIDS Surveillance Report - Virgin Islands</b>	<b>CUMULATIVE HIV</b>		<b>CUMULATIVE AIDS</b>		<b>CUMULATIVE HIV &amp; AIDS</b>	
<b>Race</b>	<b>#</b>	<b>%</b>	<b>#</b>	<b>%</b>	<b>#</b>	<b>%</b>
<i>Black</i>	174	59.59%	423	66.20%	597	64.12%
<i>White</i>	23	7.88%	58	9.08%	81	8.70%
<i>Hispanic</i>	90	30.82%	156	24.41%	246	26.42%
<i>Other</i>	5	1.71%	2	0.31%	7	0.75%
<b>Total</b>	292	100%	639	100%	931	100%
<b>Total HIV &amp; AIDS</b>	<b>931</b>					

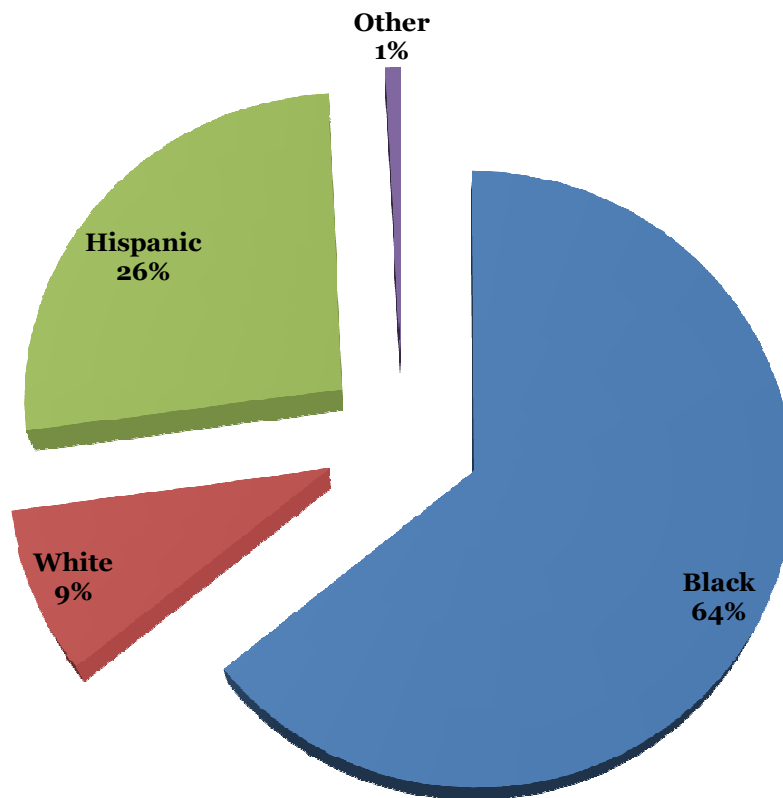
## 2009 USVI Cumulative HIV - Race



## 2009 USVI Cumulative AIDS - Race

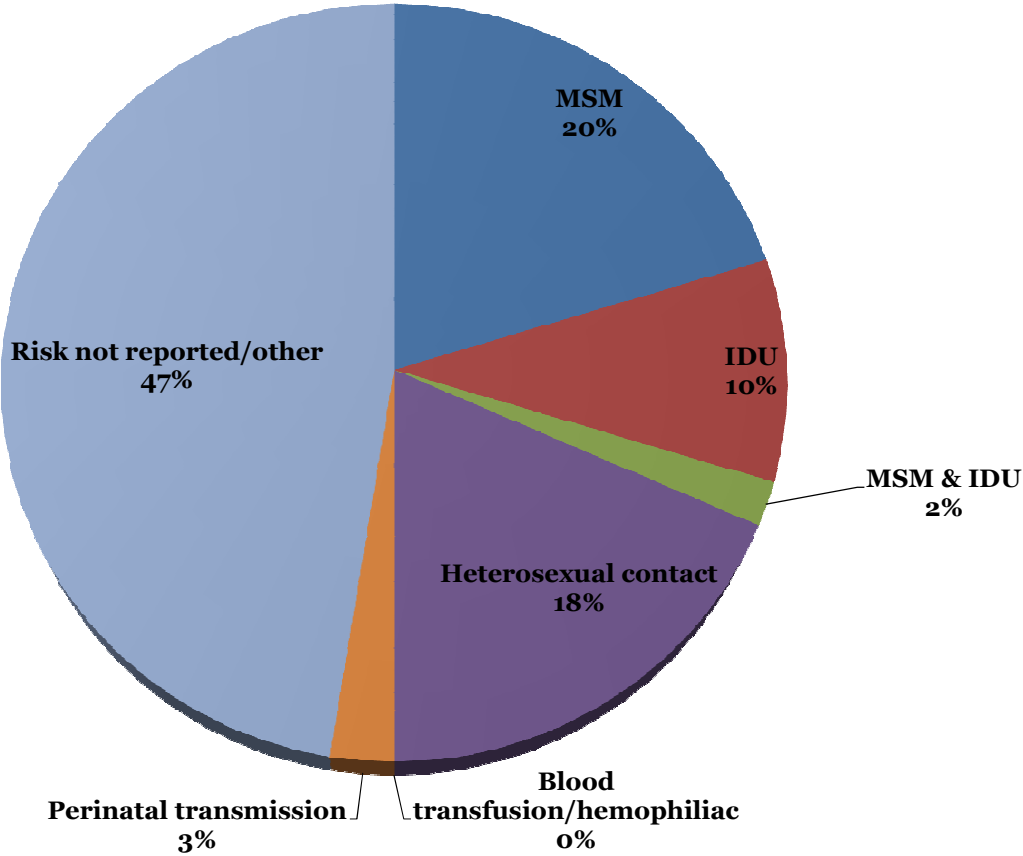


## 2009 USVI Cumulative HIV & AIDS - Race

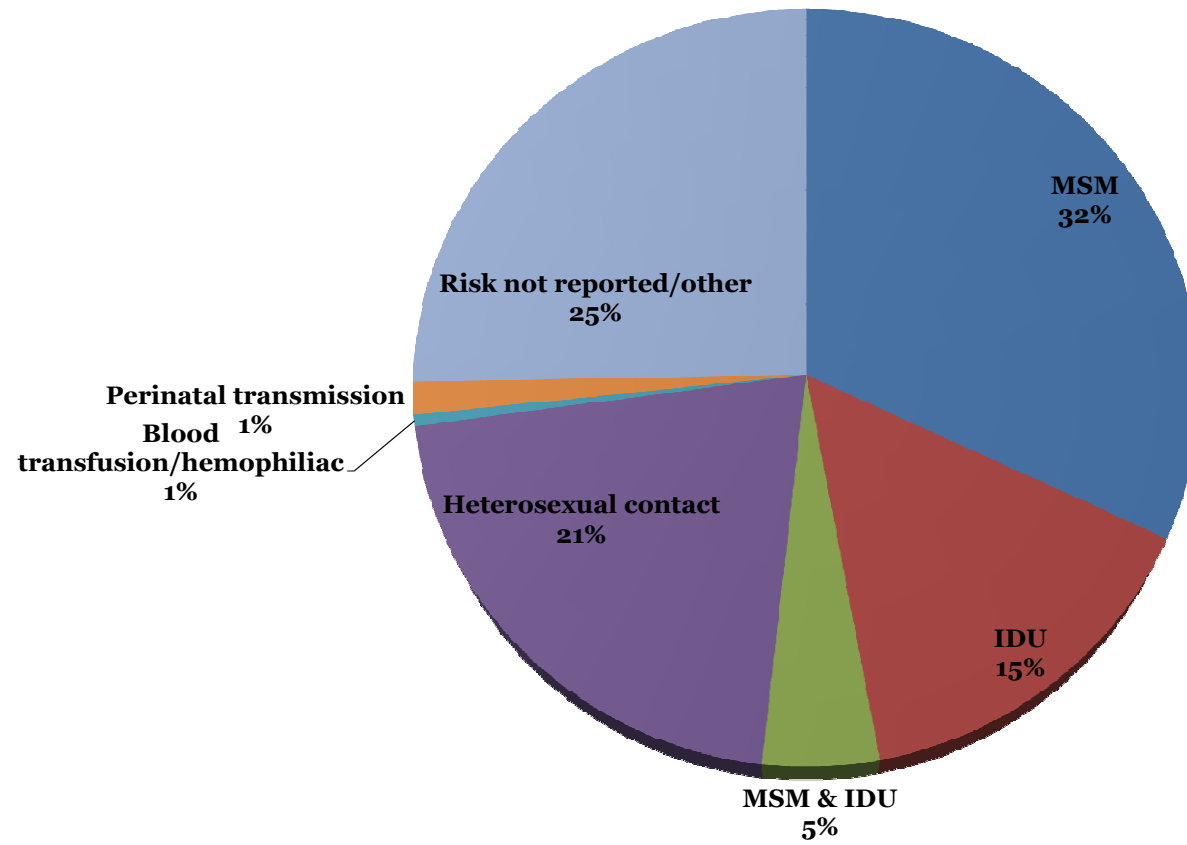


2009 HIV/AIDS Surveillance Report - Virgin Islands	CUMULATIVE HIV		CUMULATIVE AIDS		CUMULATIVE HIV & AIDS	
	#	%	#	%	#	%
<b>Male Exposure</b>						
<i>MSM</i>	32	20.25%	138	32.02%	170	28.86%
<i>IDU</i>	15	9.49%	65	15.08%	80	13.58%
<i>MSM &amp; IDU</i>	3	1.90%	20	4.64%	23	3.90%
<i>Heterosexual contact</i>	29	18.35%	91	21.11%	120	20.37%
<i>Blood transfusion/hemophiliac</i>	0	0.00%	2	0.46%	2	0.34%
<i>Perinatal transmission</i>	4	2.53%	6	1.39%	10	1.70%
<i>Risk not reported/other</i>	75	47.47%	109	25.29%	184	31.24%
<b>Total</b>	158	100%	431	100%	589	100%
<b>Total HIV &amp; AIDS</b>	<b>589</b>					
* POSSIBLE ERROR NOTE: The 2009 VI Reports 131 females with HIV, yet the total should be 133. The total of Men & Woman do not equal the 931 cases of HIV & AIDS Cumulative.						

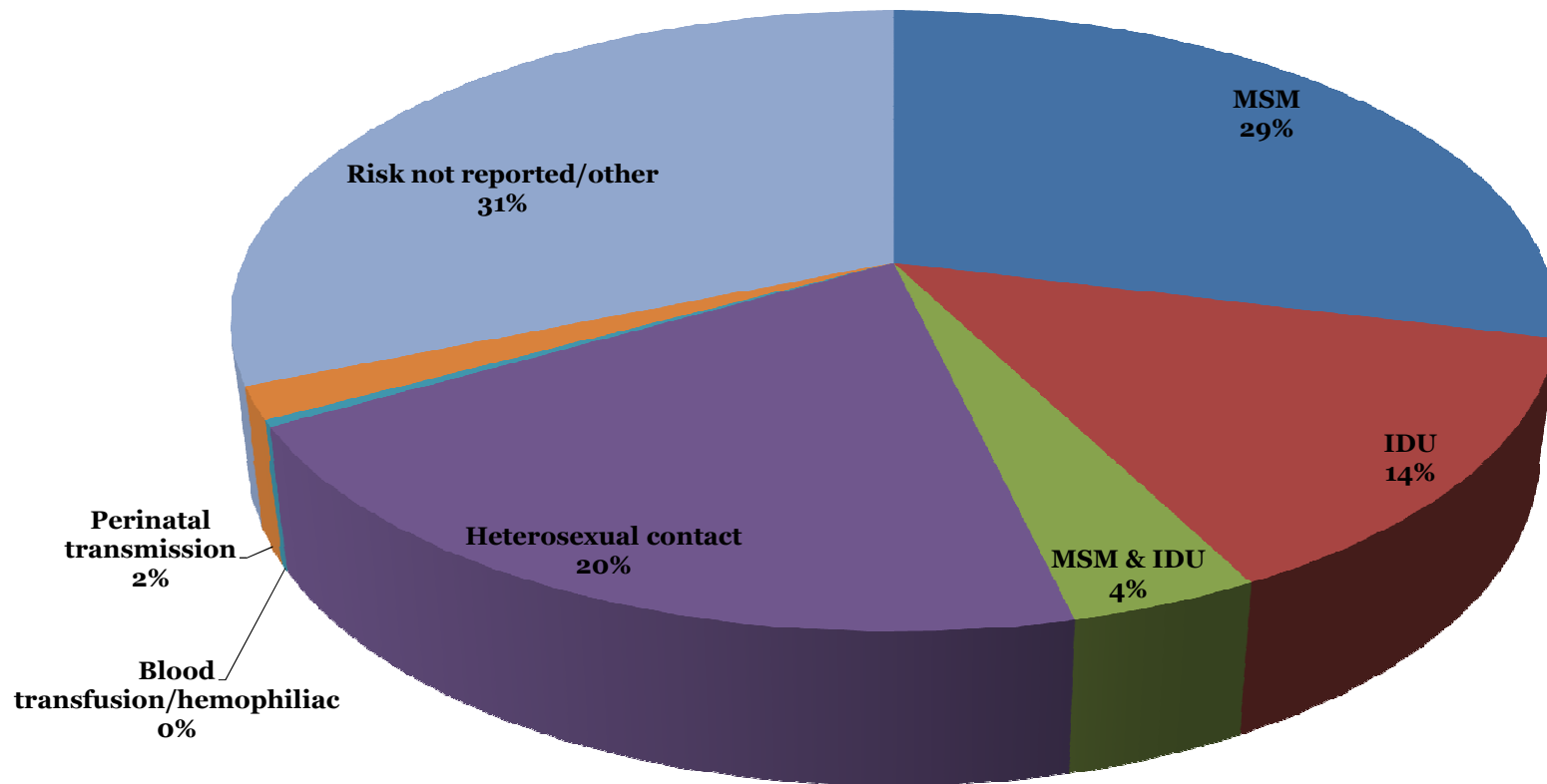
# 2009 USVI Cumulative HIV - Males



## 2009 USVI Cumulative AIDS - Males

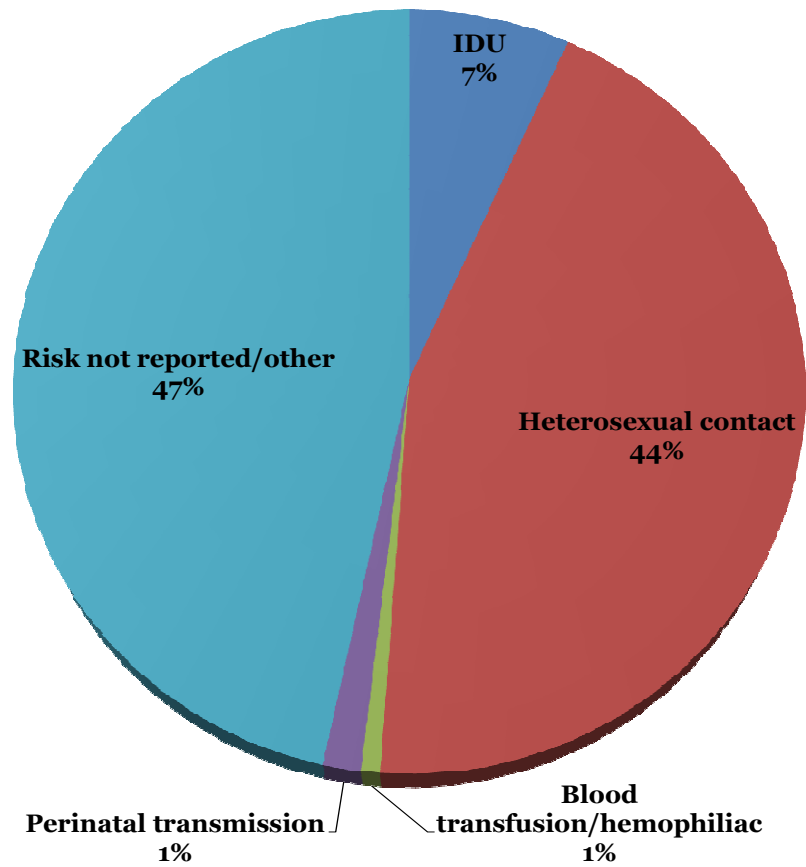


## 2009 USVI Cumulative HIV & AIDS - Males

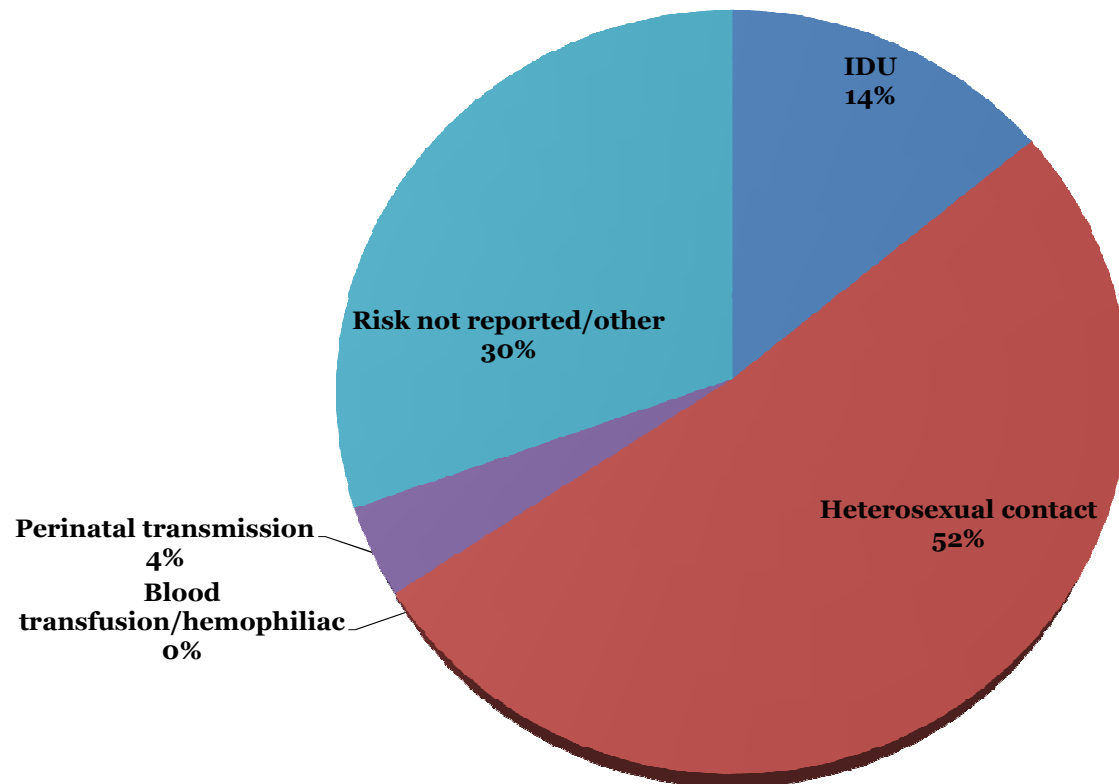


2009 HIV/AIDS Surveillance Report - Virgin Islands	CUMULATIVE HIV		CUMULATIVE AIDS		CUMULATIVE HIV & AIDS	
	#	%	#	%	#	%
<b>Female Exposure</b>						
<i>IDU</i>	9	6.77%	29	14.01%	38	11.18%
<i>Heterosexual contact</i>	59	44.36%	107	51.69%	166	48.82%
<i>Blood transfusion/hemophiliac</i>	1	0.75%	0	0.00%	1	0.29%
<i>Perinatal transmission</i>	2	1.50%	8	3.86%	10	2.94%
<i>Risk not reported/other</i>	62	46.62%	63	30.43%	125	36.76%
<b>Total*</b>	133	100%	207	100%	340	100%
<b>Total HIV &amp; AIDS</b>	<b>340</b>					
* POSSIBLE ERROR NOTE: The 2009 VI Reports 131 females with HIV, yet the total should be 133. The total of Men & Woman do not equal the 931 cases of HIV & AIDS Cumulative.						

## 2009 USVI Cumulative HIV - Females



## 2009 USVI Cumulative AIDS - Females



## 2009 USVI Cumulative HIV & AIDS - Females

